



GILL III Junior Adjustable Seating System

Wheelchair Service Date.....
 Contact Name Title.....
 Client Name Ref No.....
 Delivery Address

 Tel. No. Fax No Email

Standard Gill III Junior comprises of:-

- Seat and backrest aluminium shell
- 15° ramped seat cushion
- Velcro attached flat backrest cushion
- Height adjustable footrests c/w footstraps
- Headrest
- Swing away flat thoracic support
- Fixed pelvic supports
- Pelvic belt (padded)

For standard Gill 3 Junior, please complete boxes 1-8

SIZE GUIDE								
Seating Dimensions	Seat width min	Seat width max	Seat depth min	Seat depth max	Back height min	Back height max	Footplate height min	Footplate height max
Size 1	160mm	250mm	160mm	235mm	305mm	355mm	160mm	260mm
Size 2	200mm	310mm	200mm	310mm	390mm	440mm	210mm	340mm

1. Gill III Junior Adjustable Seating System		
Size 1 *		◇
Size 2		◇

2. Wheel base required **	Size 1	Size 2
Kimba Spring c/w interface Non Transport	◇	◇
Kimba Spring c/w interface Transport	◇	◇
Discovery wheelbase c/w interface Transport	◇	◇
No wheelbase required - *** see note below		○

3. Seat Cushion	
15° ramped cushion	□
10° ramped cushion	○
Flat cushion (40mm thick)	○

4. Pelvic pads	Pads Size 1	Pads Size 2
□ Fixed ◇ Swing away	STD (HxD) □ 75mmx125mm	STD (HxD) □ 75mmx150mm
Customised Pelvic Pads L5-UP ◇	H= mm X D= mm	

5. Thoracic pads	Pads Size 1	Pads Size 2
□ Swing away ○ Fixed	STD (HxD) □	STD (HxD) □
□ Flat ○ Curved ◇ Wrap around	75mmx100mm	75mmx125mm
Customised Thoracic Pads L5-UP ◇	H= mm X D= mm	

6. Client Measurement for Assembly	
Pelvic width	mm
Seat depth	mm
Footplate height	mm
Shoulder height	mm
Thoracic pad height	mm
Thoracic pad width	mm

7. Upholstery Colour	
Navy	□
Turquoise	□
Pink	□
Orange	□
Lime	□
Purple	□
Black	□

8. Backrest	
Backrest cushion style:	flat □ curved ◇

NOTES

- * We recommend that when a size one seat is used in transport that the user transfers to a vehicle seat
 ** Please note the wheelbase will be a std chassis c/w manufacturer's seat interface; for any further additions, please complete a full manufacturer's prescription form.
 *** If wheelbase is not required, you will need to ensure that the manufacturer's interface is ordered or available - see attached chart overleaf

Accessories

Kneeblock c/w sacral pad	◇		
A=	mm	B=	mm
C=	mm		

Pommel	◇ Size 1	◇ Size 2		
Size 1	A=90mm	B=50mm	C=70mm	D=40mm
Size 2	A=110mm	B=70mm	C=90mm	D=60mm
Pommel Customised	◇			
A=	mm	B=	mm	C=
				D=
				mm

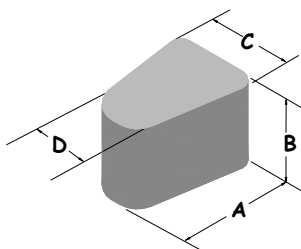
Frame padding	◇
----------------------	---

Extended frame padding	◇
-------------------------------	---

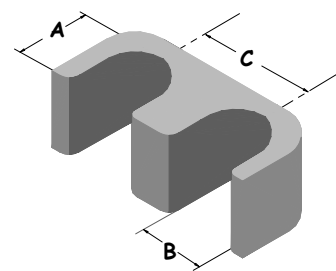
Spare set of covers	◇
----------------------------	---

Contoured Tray ABS Plastic	◇			
◇ Size 1	A=280mm	B=400mm	C=240mm	D=40mm
◇ Size 2	A=300mm	B=450mm	C=300mm	D=50mm

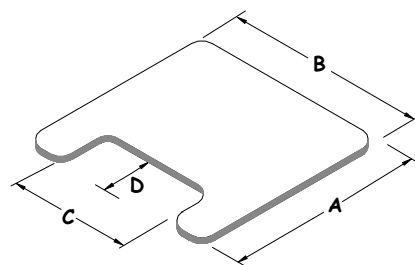
Pommel



Kneeblock



Tray



STD RMS Accessories	Specify part number from RMS Accessories Catalogue or Website: www.ineedawheelchair.co.uk
Headrest	
Pelvic belt	
Harness	
Foot control	

Interface Application List			
Gill III Junior Size	Wheelbase make/model	Interface adapter & seat shell interface size	User manufacturer's part number
1	Otto Bock Discovery 36cm	36cm 36cm	Parallel Adapter HR32048200 With interface HR32046700
1	Otto Bock Kimba range - size 1	Size 1	Interface HR32046700
2	Otto Bock Discovery 36cm	36cm 36cm	Parallel Adapter HR32048200 With interface HR32046700
2	Otto Bock Kimba range - size 1	Size 1	Interface HR32046700
2	Otto Bock Kimba range - size 2	Size 2	HR32046800
2	Otto Bock Skippi	2	HR32046800 with RMS adaptor

Additional information

Standard option

No cost option

Cost option

