

= Supplied as Standard
 = Tick if Required
 * = Measurement Required to Complete Prescription

TITLE:
(QMF 42)

DROP-IN SEAT INTERFACE AND CUSHIONS

CE

SEAT INTERFACE

(Please Tick if Required)

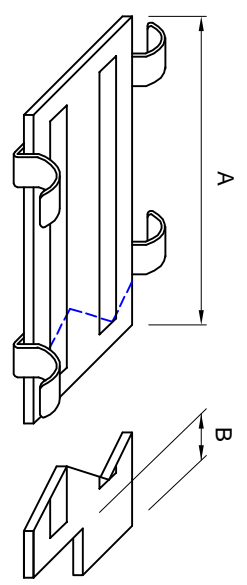
Interface Depth Below Seat Rail
(Please Tick One)

Level (15mm Hook)

12mm (25mm Hook)

25mm (38mm Hook)

38mm (50mm Hook)



Asymmetry Extension
(Tick as Required)

Left Or Right

* B =mm

Interface Locking Method By:-

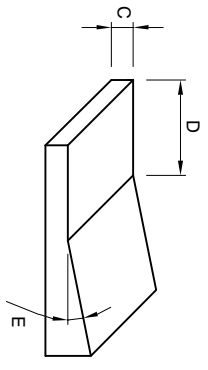
RMS Lock & Latch System:

Please Specify:- Other:

SEAT CUSHIONS

RAMPED

(Please Tick if Required)



Dimensions

C = 50mm

Or Specifymm

D = 1/3 Of Length

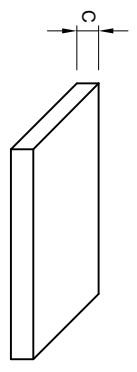
Or Specifymm

E = 15° Or 10°

(Please Tick if Required)

FLAT

(Please Tick if Required)



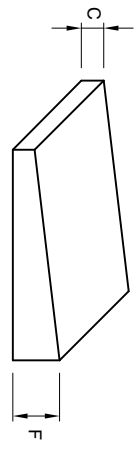
Dimensions

C = 50mm

Or Specifymm

WEDGE

(Please Tick if Required)



Dimensions

C = 50mm

Or Specifymm

F = 100mm

Or Specifymm

(Please Tick if Required)

Upholstery:
 Colour Black
 Or Specify

(Alternative Upholstery and Colours available on Request)

Attachment to Interface
(Please Tick if Required)
 Velcro Attached
 Or One-Piece

Cushion Foam
(Alternative Foams on Request)

Assessment carried out by:

Sheet of

Date:
 Wheelchair Service:

Delivery Address:

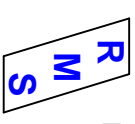
Contact:

Client:

Wheelchair Information:

Make:
 Model:
 Seat Width:

Additional Information:



RMS Ltd
 Gillingham
 Kent
 ME7 4QX

Tel: 01634-578881
 Fax: 01634-581456
 email: sales@rms-kent.co.uk
 www: rmedawheelchair.co.uk